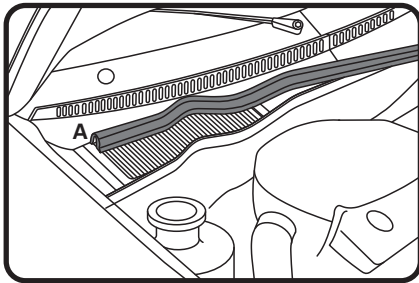


RYCO FILTERS

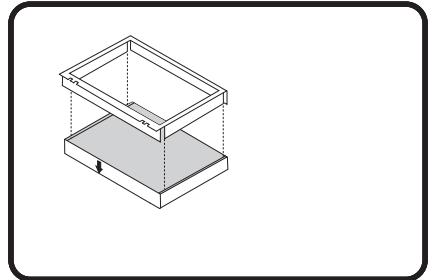


FITTING INSTRUCTIONS FOR RYCO CABIN FILTER RCA103P.

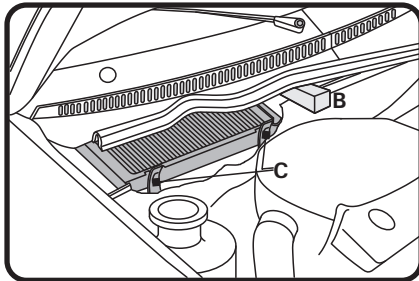
SEAT Cordoba, Ibiza.
(Filter located in engine bay)




1: Lift weather strip (part A) from ridge to at least centre of vehicle.



3: Fit new Ryco RCA103P into frame noting that ends of frame fit into pleat space both ends



2: Use approx 50mm high support (B) to keep weather strip clear of filter push clips (C) towards engine, lift front of filter assembly and pull out of housing.



4: Clip filter/frame assembly back in to housing, refit all previously removed components.

Dispose of used filter correctly.

GUD Automotive Pty Ltd
245 Sunshine Road Tottenham
Victoria 3012 Australia.
www.rycofilters.com.au

GUD (NZ) Ltd
626A Rosebank Road Avondale
Auckland, New Zealand
www.ryco.co.nz