

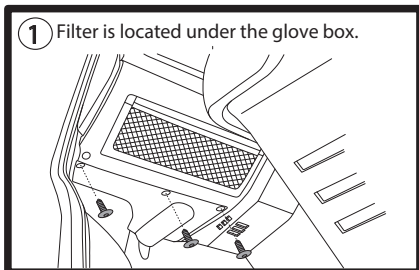
RYCO FILTERS



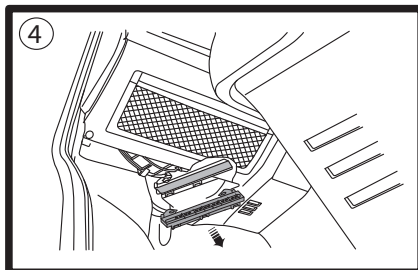
FITTING INSTRUCTIONS FOR RYCO CABIN FILTER RCA112M.

Volkswagon Transporter T5 & Multivan.

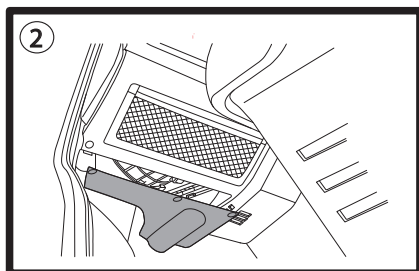
(For Touareg, filter is under glove box)



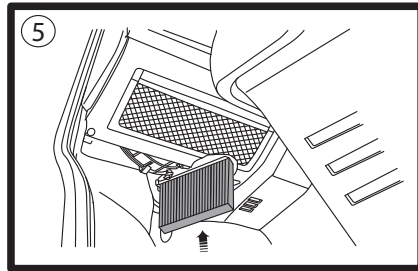
Remove 3 screws as shown.



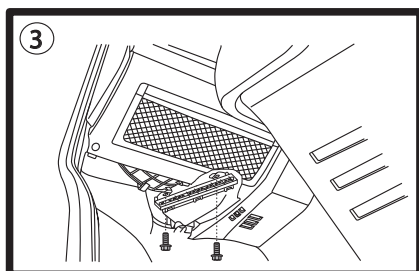
Pull filter cover down and out to remove, pull used filter out from housing.




Pull cover down and out to remove.



Push new Ryco RCA112M filter into housing.



Remove 2 hex headed screws as shown.



Refit all previously removed components in reverse sequence.

Dispose of used filter correctly.

RYCO Group Pty Ltd
29 Taras Ave Altona
North Victoria 3025
Australia
www.rycofilters.com.au

RYCO Group - A division of
GUD (NZ) Holdings Limited.
19 Bell Avenue, Otahuhu,
Auckland 1060, New Zealand
www.ryco.co.nz