

RYCO FILTERS

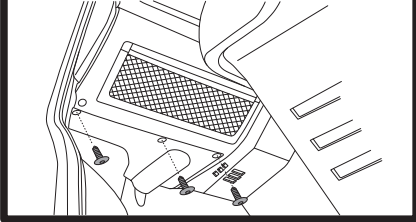


FITTING INSTRUCTIONS FOR RYCO CABIN FILTER RCA112P.

Volkswagen Transporter T5 & Multivan.

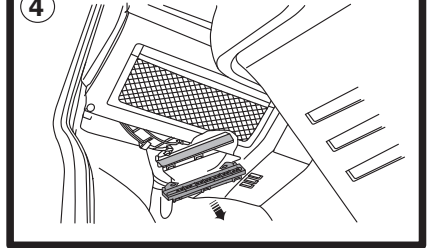
(For Touareg, filter is under glove box)

1 Filter is located under the glove box.



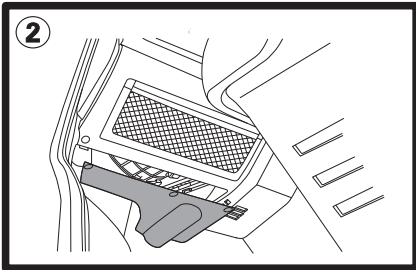
Remove 3 screws as shown.

4



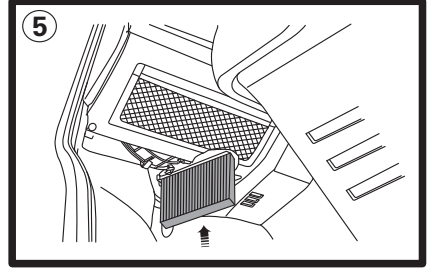
Pull filter cover down and out to remove, pull used filter out from housing.

2



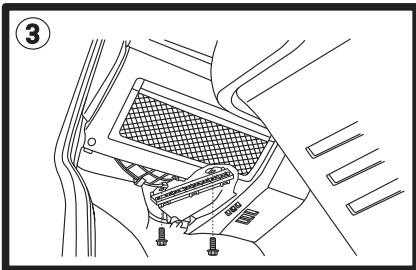
Pull cover down and out to remove.

5




Push new Ryco RCA112P filter into housing.

3



Remove 2 hex headed screws as shown.

6



Refit all previously removed components in reverse sequence.
Dispose of used filter correctly.

GUD Automotive Pty Ltd
245 Sunshine Road Tottenham
Victoria 3012 Australia.
www.rycofilters.com.au

GUD (NZ) Ltd
626A Rosebank Road Avondale
Auckland, New Zealand
www.ryco.co.nz