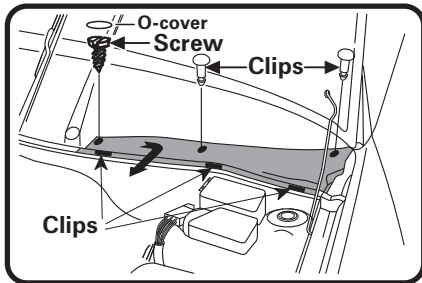


RYCO FILTERS

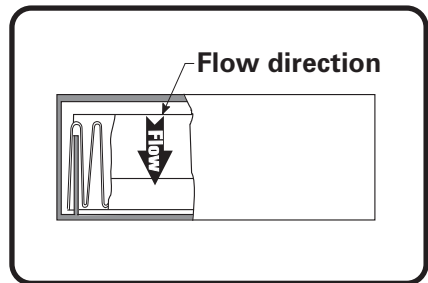


FITTING INSTRUCTIONS FOR RYCO CABIN FILTER RCA115P.

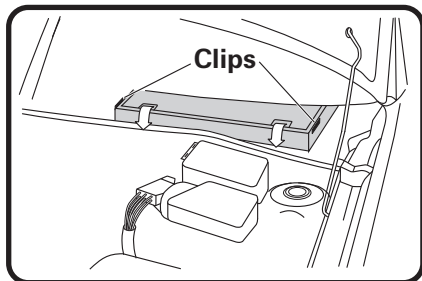
FORD FOCUS (Filter is located in engine bay)




1: Park wipers straight up. Open bonnet. Remove screw cover. Remove screw. Lift 2 clips at rear. Undo 3 clips at front & lift cover out.



3: Fit pleat over fence as shown, both ends.



2: Release clips & fold front down to remove filter.



4: Fit new Ryco filter, close front of housing, refit all previously removed parts.

Dispose of used filter correctly.

GUD Automotive Pty Ltd
245 Sunshine Road Tottenham
Victoria 3012 Australia.
www.rycofilters.com.au

GUD (NZ) Ltd
626A Rosebank Road Avondale
Auckland, New Zealand
www.ryco.co.nz