

RYCO FILTERS

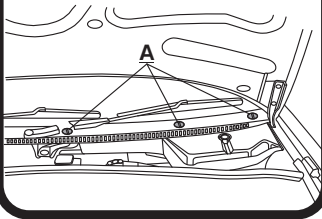


FITTING INSTRUCTIONS FOR RYCO CABIN FILTER RCA122P.

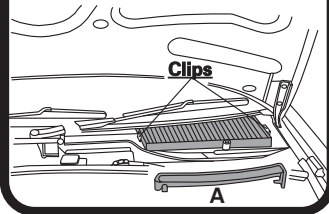
AUDI 80 & A4

(Filter is located in engine bay)

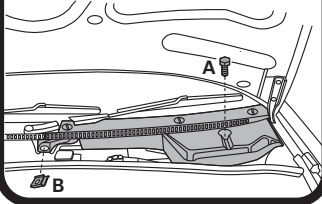
- ① Undo the three twist on clips (A) from the cover, turn anti- clock wise.




- ③ Pull cover (A) forwards, lift front of filter and pull forwards to remove, check position of clips at each end



- ② Remove clip (B), undo screw (A) then lift cover to expose filter. (Lift wiper blade to remove)



- ④ Fit new filter with seal facing down, refit all previously removed components.



Dispose of used filter correctly.

GUD Automotive Pty Ltd
245 Sunshine Road Tottenham
Victoria 3012 Australia.
www.rycofilters.com.au

GUD (NZ) Ltd
626A Rosebank Road Avondale
Auckland, New Zealand
www.ryco.co.nz