

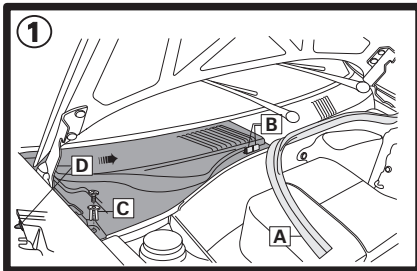
# RYCO FILTERS



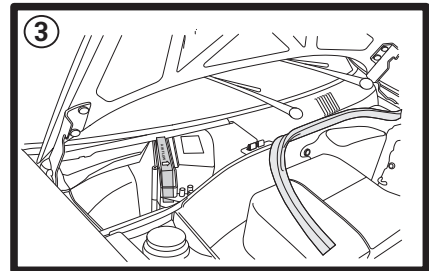
## FITTING INSTRUCTIONS FOR RYCO CABIN FILTER RCA144P.

### RENAULT CLIO

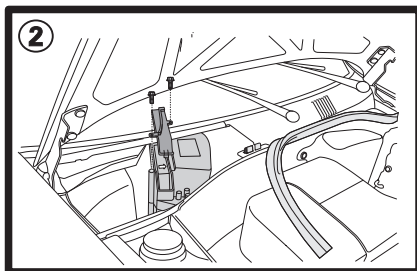
Filter located in engine compartment



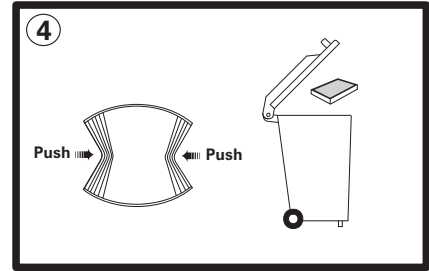
1 Remove the rubber seal (A), pull out the split pin (C), push spring locks (B) towards windscreen, lift the cover to clear spring locks and slide the plug (D) and cover out to remove .



3 Remove used filter & replace with new RycO RCA144P. Squash element as shown in 4 to remove & fit into housing.



2 Remove the two hex headed screws and remove the filter housing lid.



4 Refit all previously removed components in reverse sequence.  
Dispose of used filter correctly.

GUD Automotive Pty Ltd  
245 Sunshine Road Tottenham  
Victoria 3012 Australia.  
[www.rycofilters.com.au](http://www.rycofilters.com.au)

GUD (NZ) Ltd  
626A Rosebank Road Avondale  
Auckland, New Zealand  
[www.ryco.co.nz](http://www.ryco.co.nz)