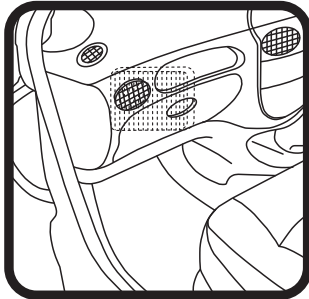


RYCO FILTERS

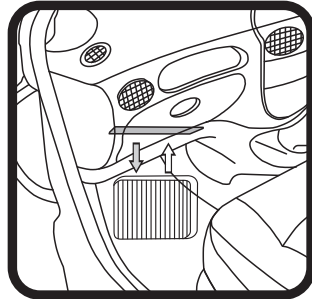


FITTING INSTRUCTIONS FOR RYCO CABIN FILTER RCA150P.

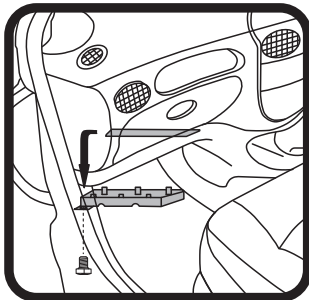
RENAULT SCENIC




- ① Filter located behind glove box under dash board.



- ③ Pull dirty filter down to remove, push new RycO filter up in to housing. Check for correct fitment.



- ② Undo bolt, slide cover towards front of car and pull down to remove.



- ④ Refit all previously removed parts, dispose of dirty filter correctly.

GUD Automotive Pty Ltd
245 Sunshine Road Tottenham
Victoria 3012 Australia.
www.rycofilters.com.au

GUD (NZ) Ltd
626A Rosebank Road Avondale
Auckland, New Zealand
www.ryco.co.nz