

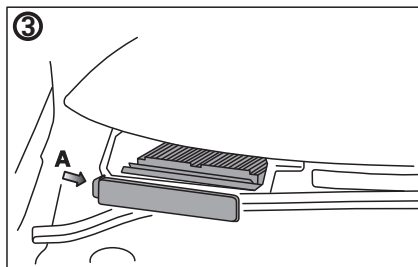
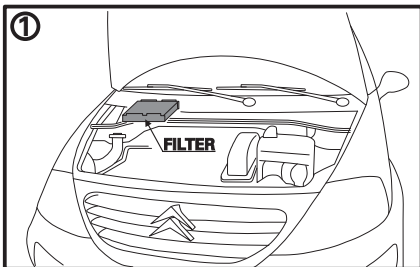
RYCO FILTERS



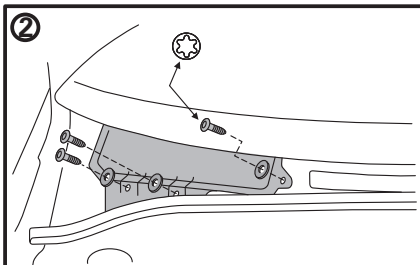
FITTING INSTRUCTIONS FOR RYCO CABIN FILTER RCA166C.

CITROEN C2, C3 & C4

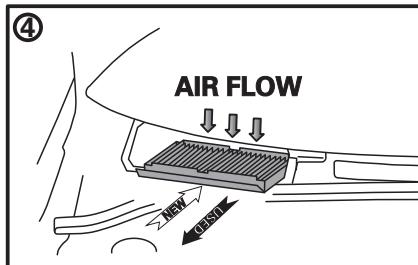
(Filter is located in engine bay)



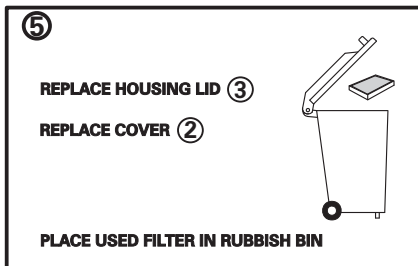
PUSH IN AT ARROW "A" AND PULL HOUSING LID OUT TOWARDS FRONT OF VEHICLE.



UNDO 3 SCREWS AS SHOWN (SPECIAL TOOL REQUIRED ☉) PULL COVER OUT.



PULL USED FILTER FROM HOUSING AND REPLACE WITH NEW FILTER, NOTE DIRECTION OF AIR FLOW.



GUD Automotive Pty Ltd
245 Sunshine Road Tottenham
Victoria 3012 Australia.
www.rycofilters.com.au

GUD (NZ)
626A Rosebank Road Avondale
Auckland, New Zealand
www.ryco.co.nz