

RYCO

F I L T E R S

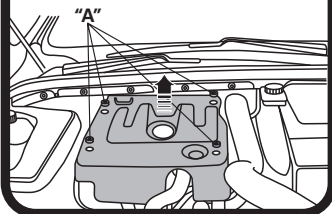
FITTING INSTRUCTIONS FOR RYCO CABIN FILTER RCA166C.

PEUGEOT 307


(Filter is located under bonnet)



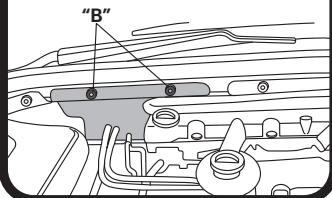
- ① Undo 4 fasteners "A" (special tool required) and lift cover from engine.



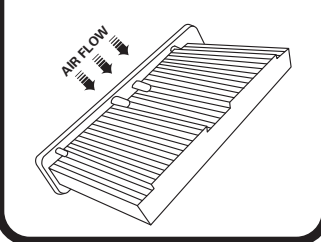
- ④ Remove used filter from housing. Note direction of air flow.




- ② Undo 2 fasteners "B" (special tool required) pull cover out to front of vehicle and up to remove.



- ⑤ Fit filter to back of housing lid and then fit to housing.



- ③ Unclip and remove lid from housing.



- ⑥ Refit all previously removed components. Dispose of used filter correctly.



GUD Automotive Pty Ltd
245 Sunshine Road Tottenham
Victoria 3012 Australia.
www.rycofilters.com.au

GUD (NZ) Ltd
626A Rosebank Road Avondale
Auckland, New Zealand
www.ryco.co.nz