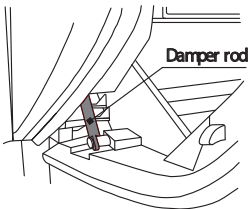


# RYCO FILTERS

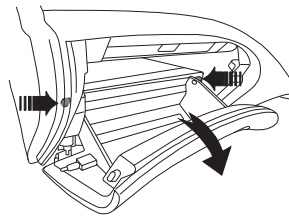


## FITTING INSTRUCTIONS FOR RYCO CABIN FILTER RCA183M SUBARU FORESTER & IMPREZA (GH Series) (Filter is located behind glove box)

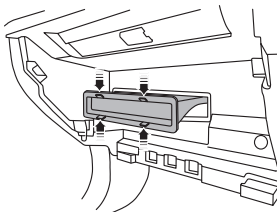
- ① Open glove box and remove rod.



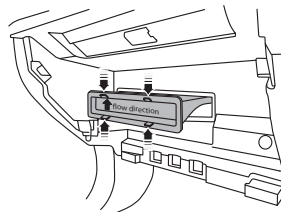
- ② With glove box open push stoppers on either side to remove glove box.



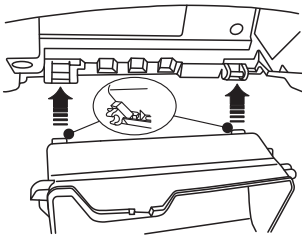
- ③ Squeeze tabs as shown and pull filter out from housing.



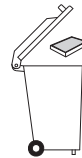
- ④ Push new filter into housing. Note flow direction on arrow is pointing up.



- ⑤ Reinstall glove box and connect damper rod.



- ⑥ Dispose of used filter correctly.



RYCO Group Pty Ltd  
29 Taras Ave Altona  
North Victoria 3025  
Australia  
[www.rycofilters.com.au](http://www.rycofilters.com.au)

RYCO Group- A division of  
GUD (NZ) Holdings Limited.  
19 Bell Avenue, Otahuhu,  
Auckland 1060, New Zealand  
[www.ryco.co.nz](http://www.ryco.co.nz)