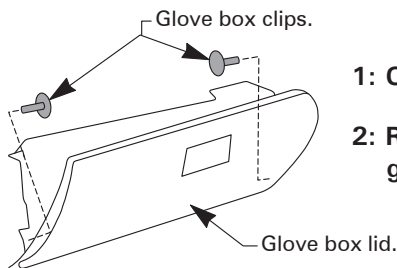


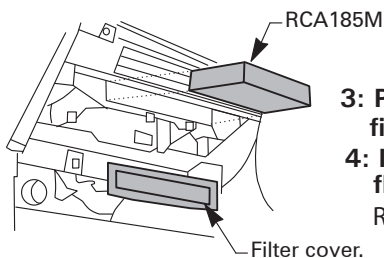
FITTING INSTRUCTIONS FOR RYCO CABIN FILTER RCA185M

KIA RIO JB

Filter located behind glove box.



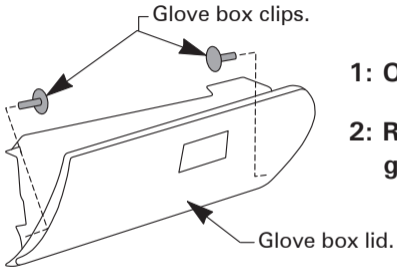
- 1: Open glove box.
- 2: Remove glove box lid by removing glove box clips as shown.



- 3: Pull filter cover to remove, remove used filter from housing, note flow direction.
 - 4: Insert new Rycos RCA185M filter, note flow direction.
- Re-assemble in reverse sequence.

- 4: Dispose of used filter correctly.





1: Open glove box.

2: Remove glove box lid by removing glove box clips as shown.