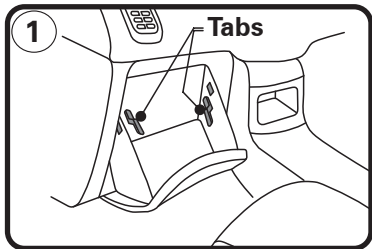


RYCO FILTERS

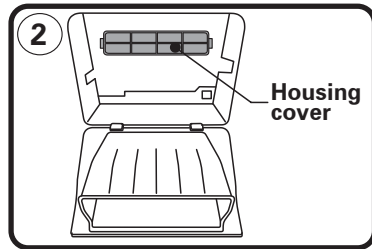


FITTING INSTRUCTIONS FOR RYCO CABIN FILTER RCA173MS

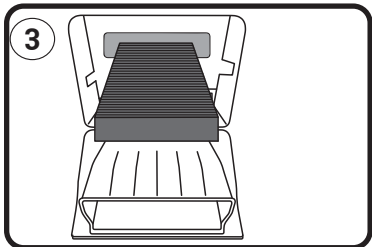
KIA CERATO, CERATO SPORTS.
(Filter is located behind glovebox)




1: Partly open glove box and remove the 2 tabs, let glove box hang down out of way.



2: Remove housing cover by unclipping ends and pull out.



3: Remove used filter and replace with a new Ryco filter. Note direction of flow arrow printed on filter.



4: Refit components in reverse order, Dispose of used filter correctly.

GUD Automotive Pty Ltd
29 Taras Ave Altona North
Victoria 3025 Australia.
www.rycofilters.com.au

GUD Automotive -
A division of GUD (NZ) Holdings Limited
626A Rosebank Road Avondale
Auckland, New Zealand
www.ryco.co.nz