

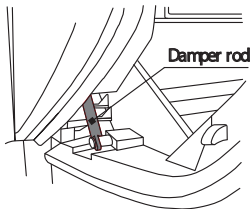
RYCO FILTERS



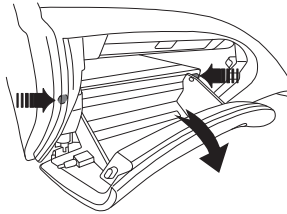
FITTING INSTRUCTIONS FOR RYCO CABIN FILTER RCA183MS SUBARU FORRESTER & IMPREZZA (GH Series)

(Filter is located behind glove box)

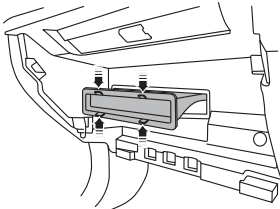
- ① Open glove box and remove damper rod



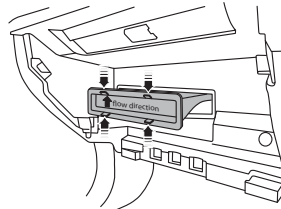
- ② With glove box open push stoppers on either side to remove glove box



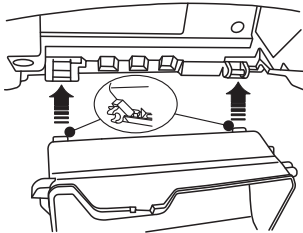
- ③ Squeeze tabs as shown and pull filter out from housing



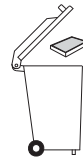
- ④ Push new filter into housing. Note flow direction arrow is pointing up



- ⑤ reinstall glove box and connect damper rod



- ⑥ Dispose of used filter correctly.



GUD Automotive Pty Ltd
29 Taras Ave Altona North
Victoria 3025 Australia.
www.rycofilters.com.au

GUD Automotive -
A division of GUD (NZ) Holdings Limited
626A Rosebank Road Avondale
Auckland, New Zealand
www.ryco.co.nz